

Residential breakers

60mm depth twin breakers, ABS-Fb & EBS-Fb type

30AF / 2pole



MCCB

ELCB

50AF / 3pole



MCCB

ELCB

Technical data

		MCCB			RCCB		
Type		ABS-Fb			EBS-Fb		
Protection		overload short circuit			overload short circuit ground fault		
Rated current In		3 ... 30A	5 ... 50A	60 ... 100A	3 ... 30A	5 ... 50A	60 ... 100A
Rated voltage		AC 460V			AC 100~220V		
Rated residual current, I _{Δn}		Not applicable			30mA	30mA	30, 100mA
Breaking capacity, I _{cu}	AC 460V	2.5kA	2.5kA	5kA	-	-	-
	AC 380V	2.5kA	2.5kA	5kA	2.5kA	2.5kA	5kA
	AC 220V	5kA	5kA	10kA	5kA	5kA	10kA
	AC 100/110V	5kA	5kA	10kA	5kA	5kA	10kA
Residual non-operating current		Not applicable			0.5 x I _{Δn}		
Residual current off-time at I _{Δn}		Not applicable			≤0.03 sec to I _{Δn} =30mA ≤0.1 sec to I _{Δn} =100mA		
Type of trip unit		Hydraulic-magnetic			Hydraulic-magnetic for overcurrent pick-up Electronic for earth leakage pick-up		
Number of poles		2, 3pole					
Connection		Front					
Mounting		Bolt on or DIN rail					
Type of terminal		Clamp					

100AF / 3pole



ABS103Fb

Description

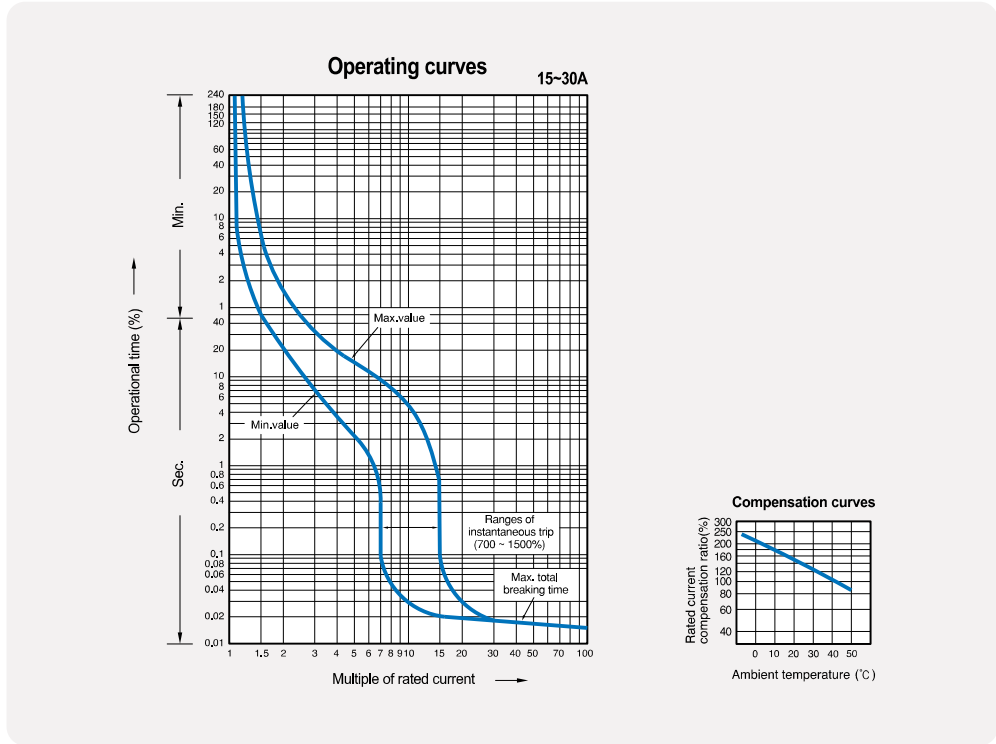
- Offering MCCBs and RCCBs in the same physical and ampere frame size.
- Trip unit with a fixed thermal and fixed magnetic trip.
- All operating mechanisms are of the quick-make, quick-break type and are "trip free"
- Two and three-pole breakers shall have common tripping of allpoles.
- Operating handle is "Trip to Off".
- Face plate shall indicate rated ampacity.
- Thermal elements shall be factory calibrated to operate in a 40°C ambient environment.
- Offering the same slot and depth sizes with the GB type MCCBs
 - 60mm depth
 - 50mm slot

Catalog No.

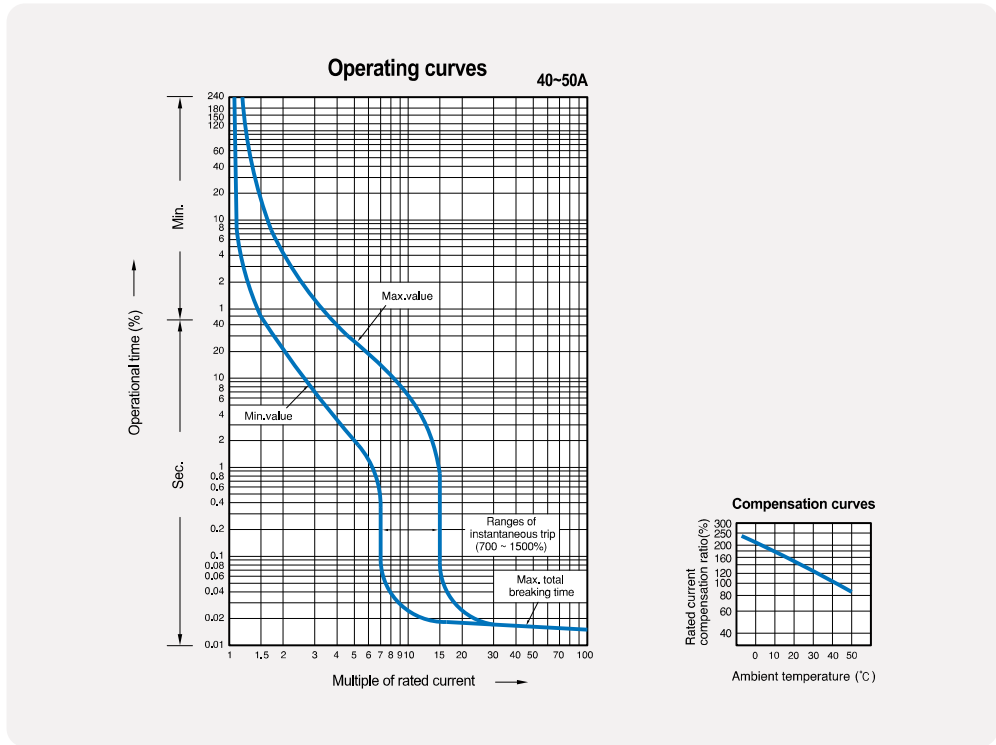
	MCCB		RCCB		
30AF	In	2pole	3pole	with $I_{\Delta n}=30mA$	
	3A	ABS32Fb3	ABS33Fb3	2pole	3pole
	5A	ABS32Fb5	ABS33Fb5	EBS32Fb3	EBS33Fb3
	10A	ABS32Fb10	ABS33Fb10	EBS32Fb5	EBS33Fb5
	15A	ABS32Fb15	ABS33Fb15	EBS32Fb10	EBS33Fb10
	20A	ABS32Fb20	ABS33Fb20	EBS32Fb15	EBS33Fb15
	30A	ABS32Fb30	ABS33Fb30	EBS32Fb20	EBS33Fb20
	Weight	0.3kg	0.42kg	EBS32Fb30	EBS33Fb30
50AF	In	2pole	3pole	with $I_{\Delta n}=30mA$	
	5A	ABS52Fb5	ABS53Fb5	2pole	3pole
	10A	ABS52Fb10	ABS53Fb10	EBS52Fb5	EBS53Fb5
	15A	ABS52Fb15	ABS52Fb15	EBS52Fb10	EBS53Fb10
	20A	ABS52Fb20	ABS52Fb20	EBS52Fb15	EBS53Fb15
	30A	ABS52Fb30	ABS52Fb30	EBS52Fb20	EBS53Fb20
	40A	ABS52Fb40	ABS52Fb40	EBS52Fb30	EBS53Fb30
	50A	ABS52Fb50	ABS52Fb50	EBS52Fb40	EBS53Fb40
Weight	0.3kg	0.42kg	EBS52Fb50	EBS53Fb50	
100AF	In	2pole	3pole	with $I_{\Delta n}=30mA$	
	60A	ABS102Fb60	ABS103Fb60	2pole	3pole
	75A	ABS102Fb75	ABS103Fb75	EBS102Fb60	EBS103Fb60
	100A	ABS102Fb100	ABS103Fb100	EBS102Fb75	EBS103Fb75
	Weight	0.47kg	0.5kg	EBS102Fb100	EBS103Fb100
				with $I_{\Delta n}=100mA$	
	In	2pole	3pole		
	60A	EBS102Fb60	EBS103Fb60		
	75A	EBS102Fb75	EBS103Fb75		
	100A	EBS102Fb100	EBS103Fb100		
	Weight	0.5kg	0.6kg		

Operating curves & temperature compensation

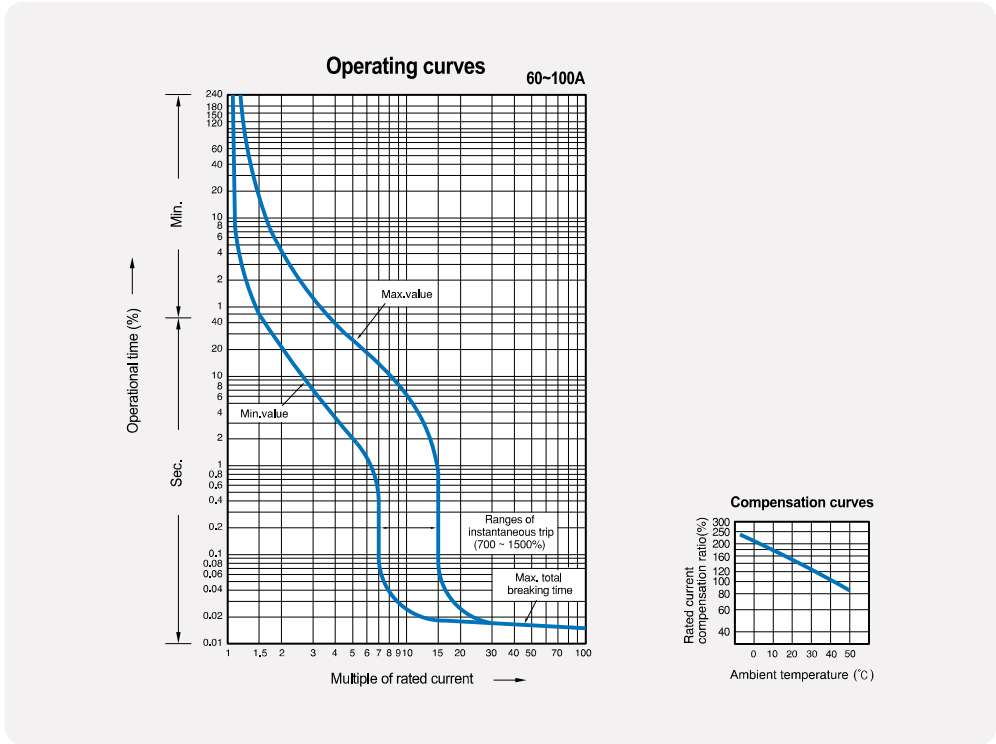
- ABS32Fb
- ABS33Fb
- ABS52Fb
- ABS53Fb
- EBS32Fb
- EBS33Fb
- EBS52Fb
- EBS53Fb



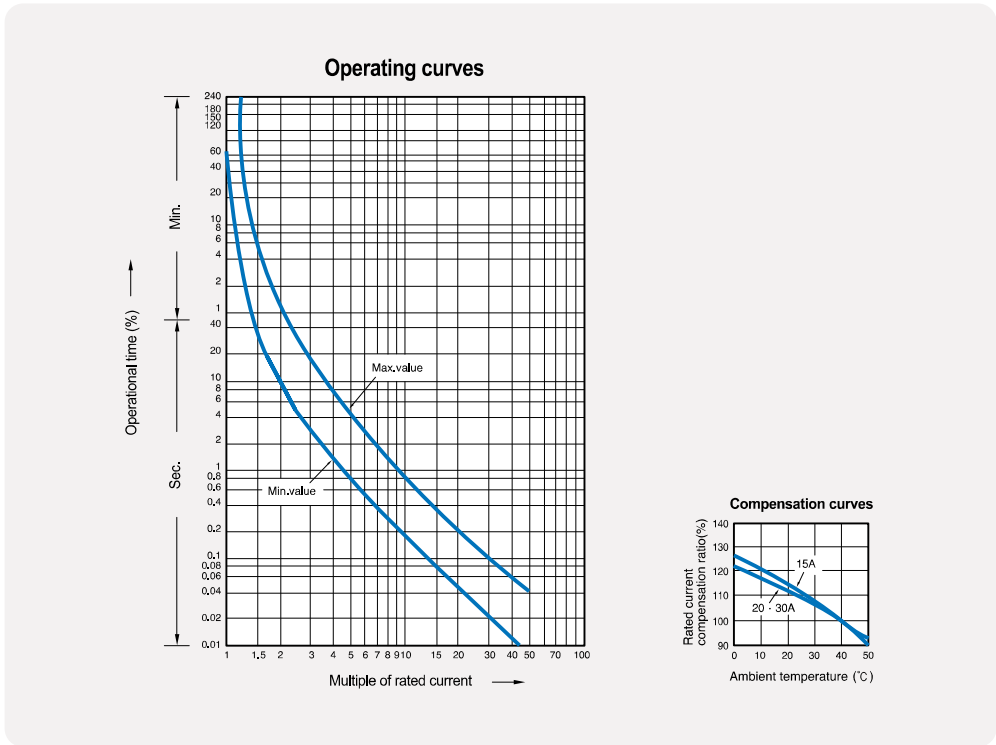
- ABS52Fb
- ABS53Fb
- EBS52Fb
- EBS53Fb



- ABS102Fb
- ABS103Fb
- EBS102Fb
- EBS103Fb

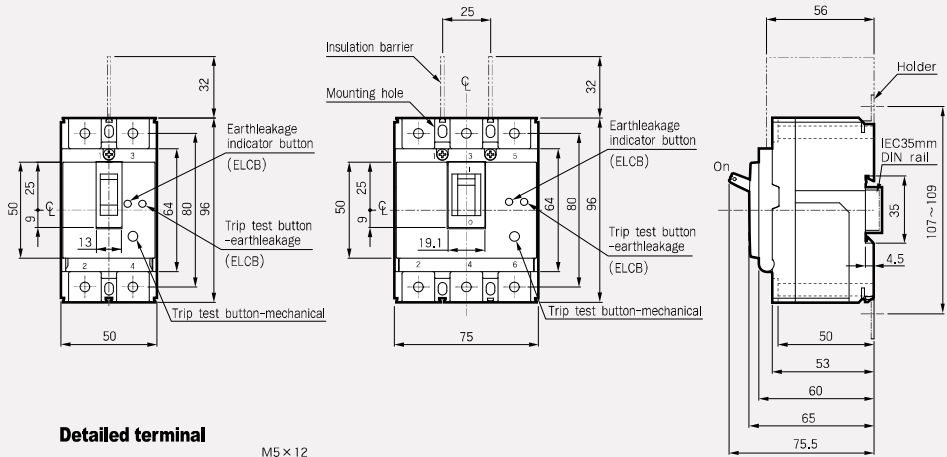


- BS-31a
- BS-32a

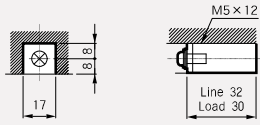


Overall dimensions

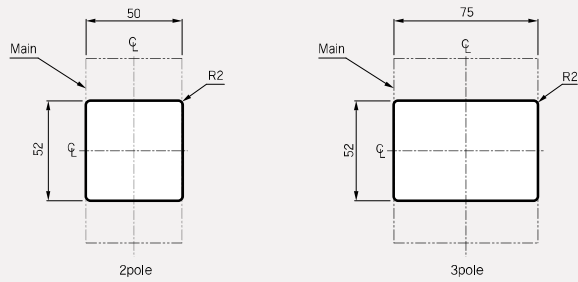
- ABS32Fb
- ABS33Fb
- ABS52Fb
- ABS53Fb
- EBS32Fb
- EBS33Fb
- EBS52Fb
- EBS53Fb



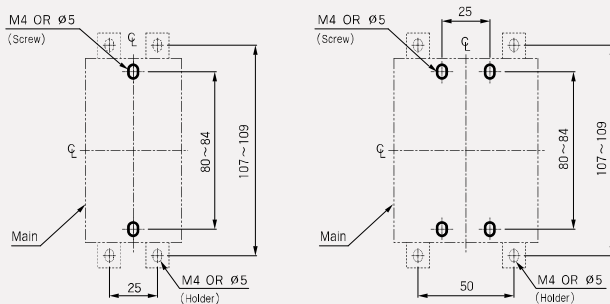
Detailed terminal



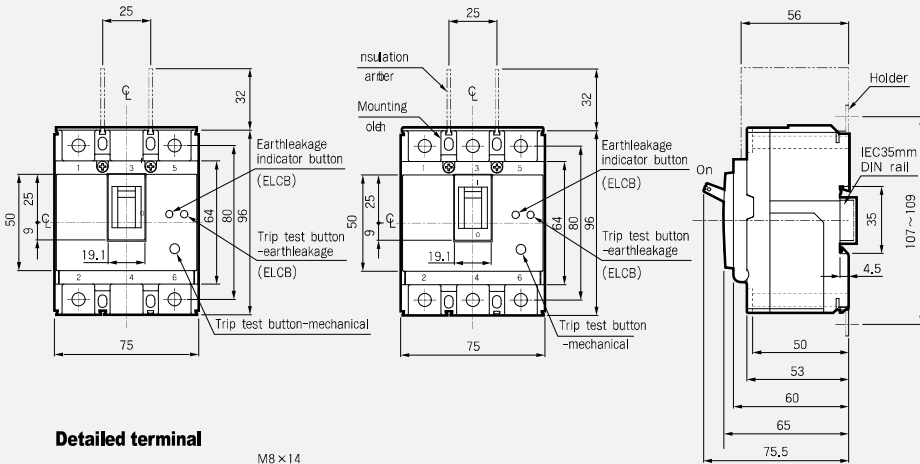
Slot



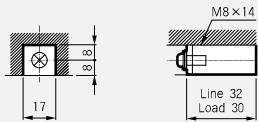
Mounting



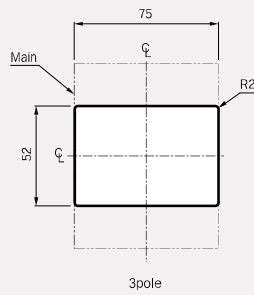
- ABS102Fb
- ABS103Fb
- EBS102Fb
- EBS103Fb



Detailed terminal



Slot



Mounting

